


**Estate Riesling**  
**2012**

This Riesling is sourced primarily from old vines in Wehlener Klosterberg, a superb south facing slope cleared and planted by Carl Hubert Berres in the 1930s. Selected grapes from low-yielding sites in Erden and Kinheim are included, resulting in a complex and intensely-flavored wine.


*Bonafide*  
WINE ESTATES  
www.BONAFIDEWINE.COM



**Estate Riesling**  
**2012**

This Riesling is sourced primarily from old vines in Wehlener Klosterberg, a superb south facing slope cleared and planted by Carl Hubert Berres in the 1930s. Selected grapes from low-yielding sites in Erden and Kinheim are included, resulting in a complex and intensely-flavored wine.


*Bonafide*  
WINE ESTATES  
www.BONAFIDEWINE.COM



**Estate Riesling**  
**2012**

This Riesling is sourced primarily from old vines in Wehlener Klosterberg, a superb south facing slope cleared and planted by Carl Hubert Berres in the 1930s. Selected grapes from low-yielding sites in Erden and Kinheim are included, resulting in a complex and intensely-flavored wine.


*Bonafide*  
WINE ESTATES  
www.BONAFIDEWINE.COM



**Estate Riesling**  
**2012**

This Riesling is sourced primarily from old vines in Wehlener Klosterberg, a superb south facing slope cleared and planted by Carl Hubert Berres in the 1930s. Selected grapes from low-yielding sites in Erden and Kinheim are included, resulting in a complex and intensely-flavored wine.


*Bonafide*  
WINE ESTATES  
www.BONAFIDEWINE.COM



**Estate Riesling**  
**2012**

This Riesling is sourced primarily from old vines in Wehlener Klosterberg, a superb south facing slope cleared and planted by Carl Hubert Berres in the 1930s. Selected grapes from low-yielding sites in Erden and Kinheim are included, resulting in a complex and intensely-flavored wine.

*Bonafide*  
WINE ESTATES  
www.BONAFIDEWINE.COM



**Estate Riesling**  
**2012**

This Riesling is sourced primarily from old vines in Wehlener Klosterberg, a superb south facing slope cleared and planted by Carl Hubert Berres in the 1930s. Selected grapes from low-yielding sites in Erden and Kinheim are included, resulting in a complex and intensely-flavored wine.

*Bonafide*  
WINE ESTATES  
www.BONAFIDEWINE.COM